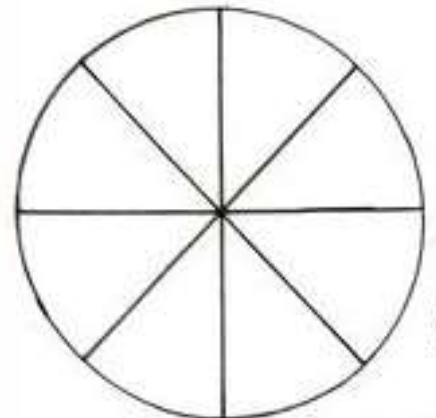



# THE COLOUR WHEEL

COLOUR THEORY



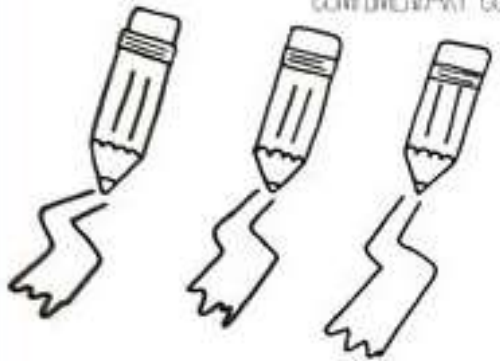
PRIMARY COLOURS



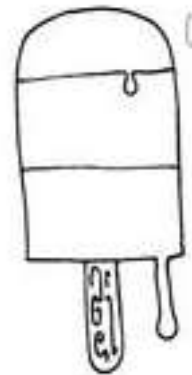
SECONDARY COLOURS



COMPLEMENTARY COLOURS



COLD COLOURS



HOT COLOURS



BLENDING



# Pattern

Pattern is also known as \_\_\_\_\_

Pattern can be defined as \_\_\_\_\_

What element(s) is/are being used in these patterns?



Create a pattern using **LINES**

Create a pattern using **SHAPES**

Create a pattern using **COLORS**

Create a pattern using **TEXTURE**

Year 7:  
Complete these colour activities. Create your own art work using Primary and secondary colours.





This piece is called 'Hopeless' and was painted in 1963



What do you think this girl is feeling hopeless about? Is there a story that could be behind this image?

WRITE DOWN YOUR THOUGHTS IN THE SPACE BELOW. TRY TO DESCRIBE WHY YOU THINK ROY LICHTENSTEIN MIGHT HAVE PAINTED A PIECE LIKE THIS TOO. WHAT WAS HE TRYING TO SAY?

---

---

---

---

---

---

---

---



This is one of Roy Lichtenstein's most famous artworks. 'Varoom!' 1963. In the blank space, complete the other half of this piece. Remember to add colour neatly with coloured pencils afterwards too.

---

---

---

---

---

---

---

---

Design your own POP ART inspired converse trainers. Use POP ART symbols and colours to create your design



Use the images of Andy Warhol's work to add colour to the can outlines below. Make sure your colours are similar to the 'POP ART' colours used by Andy Warhol




In the space below create your own Onomatopoeia Art

Think about the different words you could use that represent a sound or noise.



**Year 8:**  
Research artist Roy Lichtenstein.  
  
Look at his biography, the type of work he creates and why he creates it.


**Year 9:**  
Look at some of the techniques on the images. Recreate some of the techniques using your own photographs or images out of magazines.




draw




Stitch



Layer



cut



weave

